



Cost of Living Report

September 2021

kpmg.com/bh

Note to the reader

The information contained herein is of a general nature and is not intended to address the circumstances of any particular individual or entity. Although we endeavor to provide accurate and timely information, there can be no guarantee that such information is accurate as of the date it is received or that it will continue to be accurate in the future.

No one should act on such information without appropriate professional advice after a thorough examination of the particular situation. KPMG does not guarantee that the use of the guidance in the report will lead to any particular outcome or result. KPMG shall not be liable to anyone in respect of any business losses including, without limitation, loss of or damage to profits, income, revenue, use, production, anticipated savings, business, contracts, commercial opportunities or goodwill.




Glossary of frequently used terms

GCC	Gulf Cooperation Council
LMRA	Labor Market Regulatory Authority
USD	United States Dollar
UAE	United Arab Emirates
VAT	Value-Added Tax



Contents

I. Executive Summary	5
II. Key Cost Components	6
2.1 Accomodation Cost	6
2.2 Residential Utility Cost	6
2.3 Vehicle and Fuel Cost	9
2.4 Education Cost	10
2.5 Domestic Help Cost	10



I. Executive Summary

Cost of Living

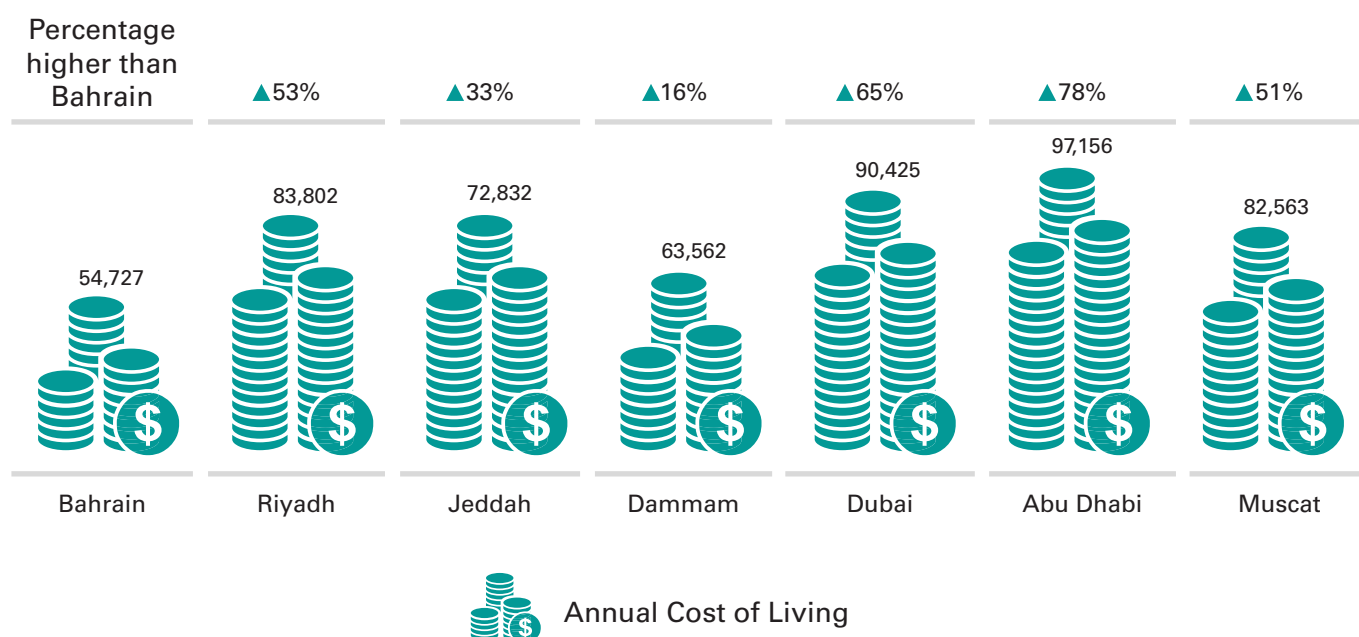
The cost of living report provides an overview of select cost-of-living indicators benchmarked across Bahrain, Saudi Arabia, the UAE and Oman. The cost indicators benchmarked for the purpose of this study include accommodation, residential utility, vehicle and fuel, education and domestic help. Figure A below outlines the estimated overall annual cost of living assuming the following scenario:

Accommodation: Two bedroom furnished apartment

- **Utilities:** For an expatriate household of four individuals. Assuming monthly consumption of 4,500kWh of electricity and 45m³ of water; one standard 18kg LPG cylinder; one residential PSTN connection (cost for 60 calls per residence per month) and mobile phone connection (cost for 900 calls + 2GB data usage per user per month)
- **Vehicle and Fuel:** Assuming a household owns an Audi A4 and a Toyota Camry. Annual cost is obtained by depreciating the cost of vehicles over five years period; for fuel cost it is assumed that the two vehicles use Gasoline 91
- **Education:** For a British curriculum school where one child is in year 3 and another in year 9 of education
- **Domestic Help:** Assuming one domestic helper for the household

Based on the parameters taken to arrive at the estimated annual cost of living, Bahrain emerges as the most competitive destination. Compared to Bahrain, the annual cost of living in Saudi Arabia is around 20 percent to 50 percent higher. The UAE on average emerges 70 percent to 80 percent higher and Oman 50 percent higher than Bahrain.

Figure A: Indicative Annual Cost of Living (USD)



II. Cost of Living

2.1 Accommodation Cost

Cost of accommodation has been estimated for a range of accommodation types across select cities in Bahrain, Saudi Arabia, UAE and Oman. Saudi Arabia and Bahrain emerge as the most competitive destinations for renting an accommodation.

Figure 1: Accommodation Rental
Average Monthly Cost of Accommodation (USD)



Accommodation Type (USD/Month)	Bahrain Manama	Saudi Arabia Jeddah	Saudi Arabia Riyadh	Saudi Arabia Dammam	UAE Dubai	UAE Abu Dhabi	Oman Muscat
Apartment-1 BR	899-1,223	581-816	793-1,306	564-614	1,465-1,742	1,905-2,117	1,328-1,534
Apartment-2 BR	1,348-1,773	955-1,049	1,388-1,683	777-785	1,832-2,016	2,646-2,858	1,534-2,243
Apartment-3 BR	1,448-1,997	1,165-1,327	1,783-2,733	816-1,043	2,747-2,932	3,281-3,600	1,625-2,655
Villa – 3 BR	1,673-3,346	1,471-1,595	3,034-3,579	1,264-1,643	2,818-3,545	3,840-4,315	2,106-2,953
Villa – 4 BR	2,122-3,346	1,716-2,206	3,882-4,369	1,770-2,149	3,353-3,928	4,404-4,971	2,632-3,365

Source: Regional/International real estate research firms, KPMG analysis

2.2 Residential Utility Cost

Figure 2 below provides the estimated cost of monthly electricity and water consumption for a typical household of four individuals across select cities in Bahrain, Saudi Arabia, UAE and Oman. Oman is the most competitive in terms of monthly consumption cost of electricity; whereas Saudi Arabia emerges as the most competitive in terms of monthly consumption cost of water.










Figure 2: Cost of Residential Utilities
Estimated Cost of Electricity and Water Consumption (USD)

Utility	Bahrain	Saudi Arabia	Dubai, UAE	Abu Dhabi, UAE	Oman
 Estimated Cost of Electricity Consumption (USD/Month)	347	248	401	386	341
 Estimated Cost of Water Consumption (USD/Month)	90	28	115	118	81

Source: Respective electricity and water authorities, KPMG analysis



Figure 3: Electricity and Water Tariff Structure⁽¹⁾

	 Electricity Connection	 Tariff (USD/kWh)	 Water Connection (m3)	 Tariff (USD/m ³)
Bahrain 	Any quantity	0.08	Any quantity	1.99
Saudi Arabia ⁽²⁾ 	0 - 6,000	0.048	up to 15	0.04
	> 6,000	0.08	16 - 30	0.4
			31 - 45	1.2
			46 - 60	1.6
			>60	2.4
Dubai 	0 - 2,000	0.08	0 - 27.3 (0 - 6,000 Imperial Gallon)	2.33
	2,001 - 4,000	0.09		
	4,001 - 6,000	0.101	27.4 - 54.6 (6,001 - 12,000 Imperial Gallon)	2.63
	> 6,000	0.117		
	0-0000	000	> 54.6 (> 12,000 Imperial Gallon)	2.99
Abu Dhabi ⁽²⁾ 	0 – 20	0.073	0 – 0.7	2.13
	> 20	0.083	> 0.7	2.83
Oman 	0 – 500	0.052	Any quantity	1.72
	501-1,500	0.065		
	> 1,500	0.078		

Source: Respective electricity and water authorities, primary and secondary research, KPMG analysis

⁽¹⁾ All tariff slabs as applicable to an expatriate household. Bahrain and Abu Dhabi offer utilities at a subsidized rate for households of nationals

⁽²⁾ The electricity and water tariffs are inclusive of 15 percent VAT for Saudi Arabia and 5 percent for UAE and Oman.. VAT is not applicable on electricity and water tariffs for Bahrain



LPG

Figure 4 below shows the cost per kg of LPG for household use. The cost of LPG is lowest in Bahrain followed by Oman and Saudi Arabia.

Figure 4: Household LPG Cylinder Cost
Cost of LPG (USD)



For a Standard Household LPG Cylinder	Bahrain	Saudi Arabia	Saudi Arabia	Saudi Arabia	UAE	UAE	Oman
	Manama	Jeddah	Riyadh	Dammam	Dubai	Abu Dhabi	Muscat
LPG (USD/kg)	0.30	0.52	0.52	0.52	1.42	0.78	0.35

Source: Primary and secondary research, KPMG analysis

Telecommunication

Across residential fixed voice and mobile calls Bahrain is the most competitive. Overall Saudi Arabia is the most expensive for fixed voice and Oman for mobile usage.

Figure 5: Telecommunication Cost
Cost of Purchasing 'Basket' of Telecommunication Services (USD)



Telecom Service type	Bahrain	Saudi Arabia	Saudi Arabia	Saudi Arabia	UAE	UAE	Oman
	Manama	Jeddah	Riyadh	Dammam	Dubai	Abu Dhabi	Muscat
Residential PSTN⁽³⁾ (fixed voice) (USD/Month)	23	45	45	45	25	25	31
Mobile calls⁽⁴⁾ (USD/Month)	117	121	121	121	153	153	139

Source: Telligen, KPMG analysis

⁽³⁾ For a typical usage of 60 calls per month per user

⁽⁴⁾ For a typical usage of 900 calls and 2GB data usage per user per month



2.3 Vehicle and Fuel Cost

Cost of purchasing vehicles is fairly comparable across the benchmarked countries with only minor price variation.

Figure 6: Car Purchase Price⁽⁵⁾
Cost of Owning a Car (USD)



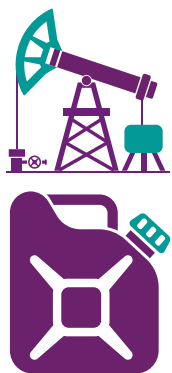
Car Make and Model	Bahrain	Saudi Arabia	Saudi Arabia	Saudi Arabia	UAE	UAE	Oman
	Manama	Jeddah	Riyadh	Dammam	Dubai	Abu Dhabi	Muscat
Audi A4 2021	43,608	43,710	43,710	43,710	44,696	44,696	42,640
Chevrolet Malibu 2021	20,847	21,067	21,067	21,067	21,542	21,542	20,384
Toyota Camry 2021	22,867	22,623	22,623	22,623	24,752	24,752	22,360

Source: Respective electricity and water authorities, KPMG analysis

Fuel

Bahrain offers the most competitive cost for Gasoline 91 and Gasoline 95. The cost of diesel in Saudi Arabia is the lowest among the benchmarked countries. The cost of diesel in Bahrain is around 44 percent lower than in the UAE and Oman.

Figure 7: Gasoline and Diesel
Cost of Gasoline and Diesel (USD)



Fuel Type	Bahrain	Saudi Arabia	Saudi Arabia	Saudi Arabia	UAE	UAE	Oman
	Manama	Jeddah	Riyadh	Dammam	Dubai	Abu Dhabi	Muscat
Gasoline 91 (USD/litre)	0.37	0.58	0.58	0.58	0.60	0.60	0.56
Gasoline 95 (USD/litre)	0.53	0.62	0.62	0.62	0.62	0.62	0.59
Diesel (USD/litre)	0.43	0.14	0.14	0.14	0.63	0.63	0.61

Source: Primary and secondary research, KPMG analysis

⁽⁵⁾ The car prices are inclusive of 5 percent VAT.




2.4 Education Cost

Cost of Schooling

Cost for schooling is the most competitive in Bahrain and Dammam. Figure 8 below presents the typical annual tuition fee cost for a British curriculum school across the benchmarked countries.

Figure 8: Cost of Schooling across Benchmarked Cities
Typical Annual Fees for a British Curriculum School⁽⁶⁾ (USD)



Annual Fee by Grade of Education (USD/Year/Student)	Bahrain	Saudi Arabia	Saudi Arabia	Saudi Arabia	UAE	UAE	Oman
	Manama	Jeddah	Riyadh	Dammam	Dubai	Abu Dhabi	Muscat
Pre-school	2,830	9,177-12,618	12,252-17,172	9,312-13,062	11,950 - 15,050	13,682-14,158	9,880 - 12,350
Primary (years 1 to 6)	4,020 - 4,820	15,693	17,172-18,372	13,062-13,951	15,050	16,580 - 16,970	13,260 - 13,780
Secondary (years 7 to 13)	5,030 - 7,150	19,363 23,998	20,067-27,533	14,428-18,148	20,760 - 26,000	16,970 - 18,690	18,980 - 23,920


Source: Select British curriculum schools, KPMG analysis

2.5 Domestic Help Cost

Domestic Help Visa

The annual cost of domestic help visa is most competitive in the UAE and Bahrain. Annual cost for the visa is significantly higher in Saudi Arabia and Oman.

Figure 9: Cost of Domestic Help Visa
Estimated Annual Cost of Domestic Help Visa (USD)




Annual Fee for Visa	Bahrain	Saudi Arabia	Saudi Arabia	Saudi Arabia	UAE	UAE	Oman
	Manama	Jeddah	Riyadh	Dammam	Dubai	Abu Dhabi	Muscat
Visa Fee (USD/Year)	45	266	266	266	41	41	183

Source: Primary and secondary research, KPMG analysis

Domestic Help Salary

Domestic help salary is the lowest in Jeddah followed by Dammam and Bahrain.

Figure 10: Cost of Domestic Help Salary
Estimated Monthly Domestic Help Salary (USD)



Monthly Domestic Help Salary	Bahrain	Saudi Arabia	Saudi Arabia	Saudi Arabia	UAE	UAE	Oman
	Manama	Jeddah	Riyadh	Dammam	Dubai	Abu Dhabi	Muscat
Salary (USD/Month)	425	393	492	398	567	513	416

Source: Primary and secondary research, KPMG analysis

⁽⁶⁾ School fee in Saudi Arabia is inclusive of 15 percent VAT. In Bahrain and the UAE school fee is exempted from VAT







Contact us

For all business queries, please email us at **kpmgbh@kpmg.com**

You can also call us at **+973 1722 4807** for general enquiries.

For more information, please visit **home.kpmg/bh**

@2021 KPMG Fakhro, a Bahrain partnership registered with the Ministry of Industry, Commerce and Tourism (MOICT), Kingdom of Bahrain and a member firm of the KPMG global organization of independent member firms affiliated with KPMG International Limited, a private English company limited by guarantee. All rights reserved.

The KPMG name and logo are registered trademarks or trademarks of KPMG International.